

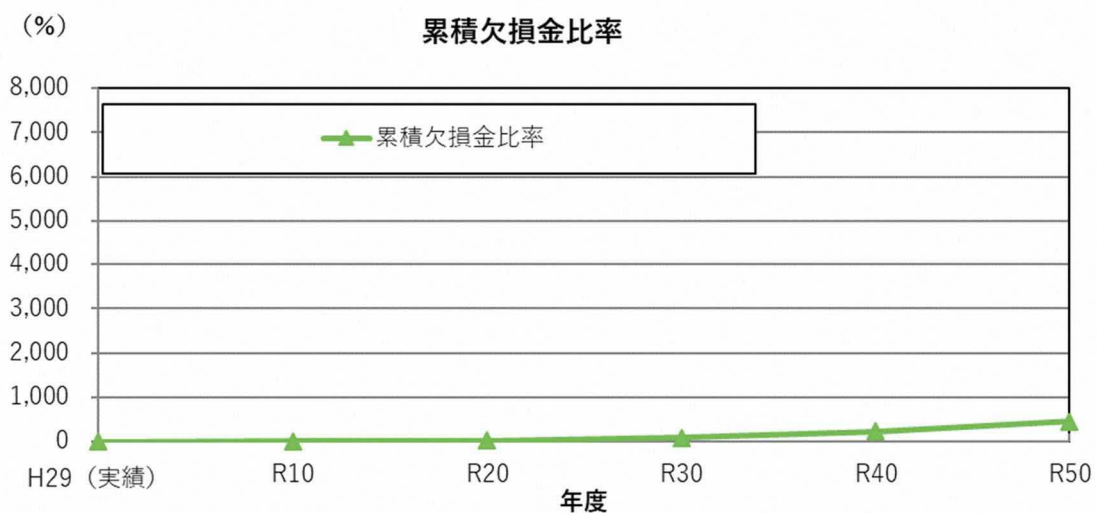
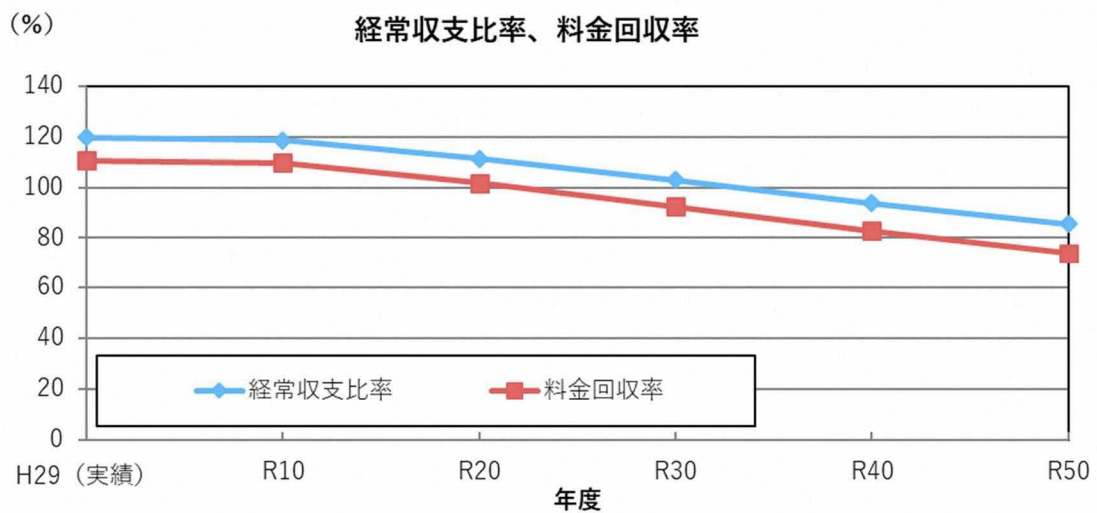
参考2 事業規模別の収益性及び経営安全性の指標

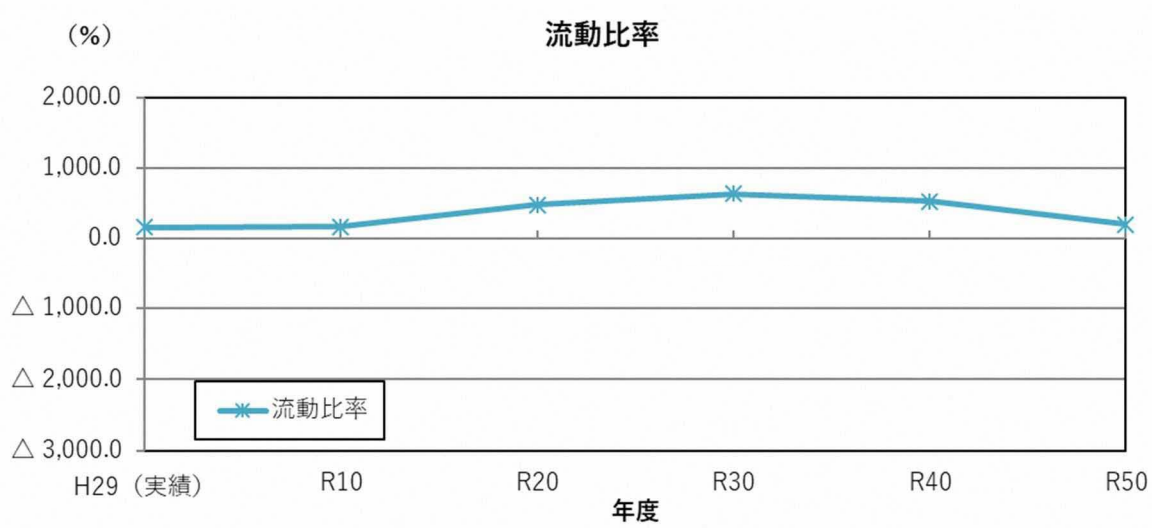
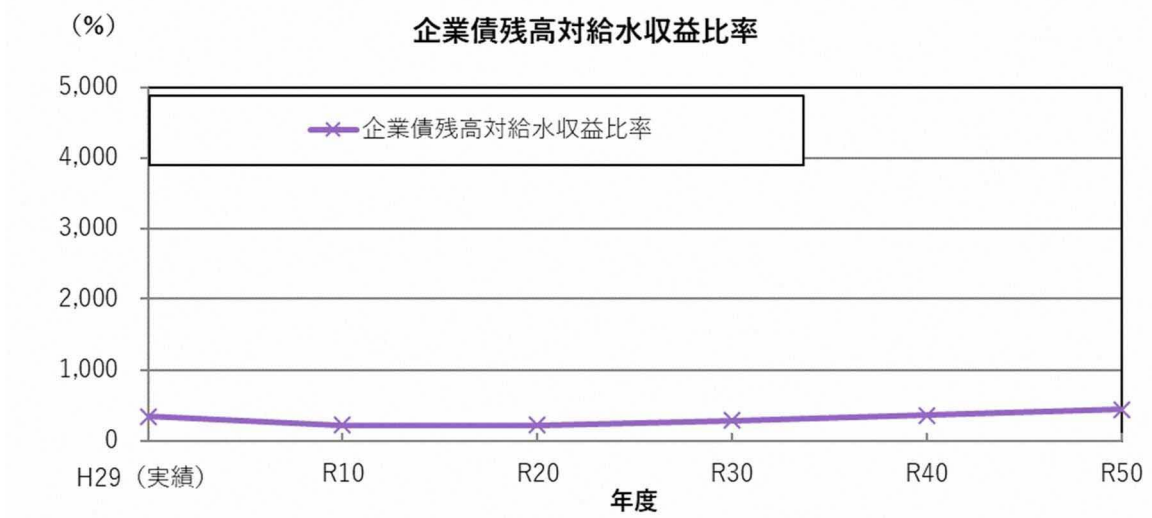
事業規模別に収益性及び経営安全性の指標の状況と推計結果について、以下のとおり示します。

1) 上水道事業（5万人以上）

上水道事業(5万人以上)

指標	H29 (実績)	R10	R20	R30	R40	R50
経常収支比率 (%)	119.9%	118.8%	111.5%	102.9%	93.9%	85.6%
料金回収率 (%)	110.7%	109.8%	101.8%	92.5%	82.9%	73.9%
累積欠損金比率 (%)	0.4%	4.7%	18.9%	88.7%	230.7%	458.7%
企業債残高対給水収益比率 (%)	346.6%	220.3%	226.0%	288.5%	359.1%	444.4%
流動比率 (%)	158.3%	172.2%	474.9%	633.3%	531.2%	199.7%

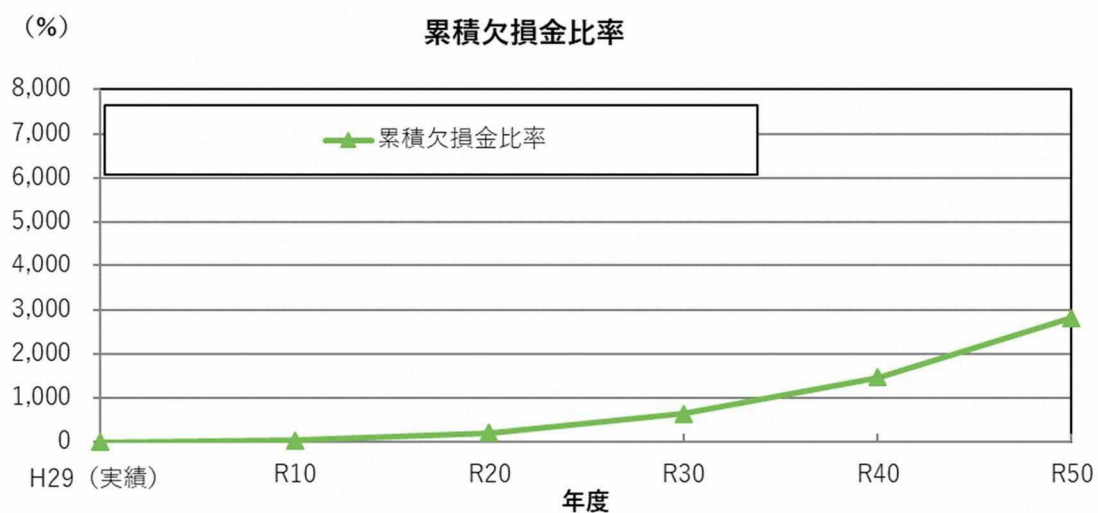
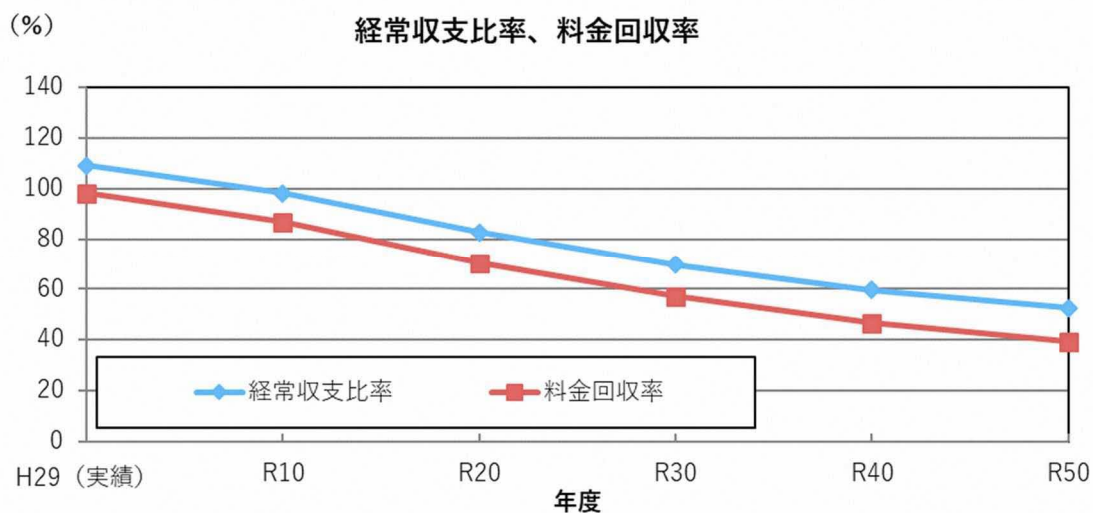


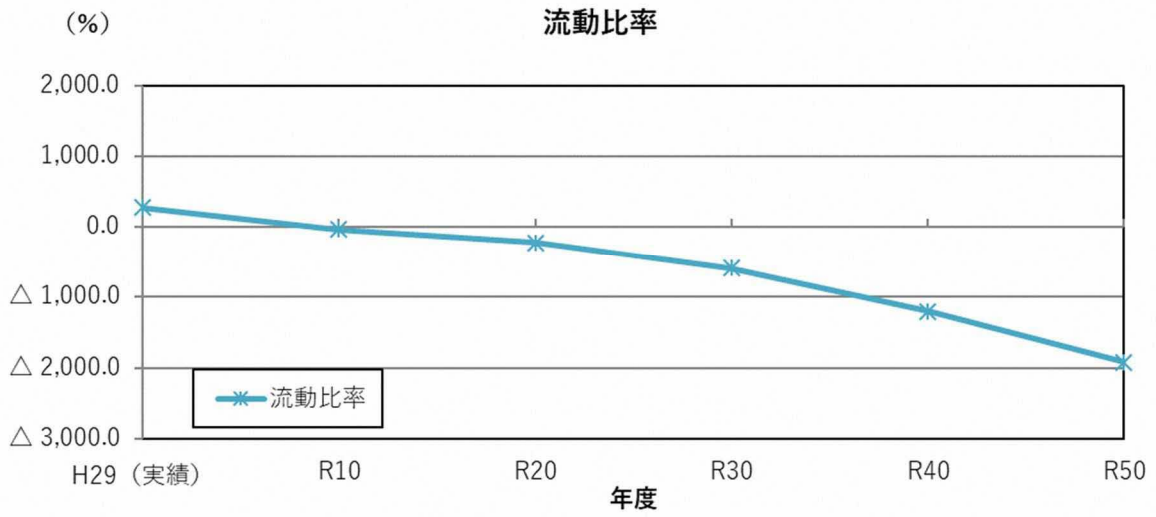
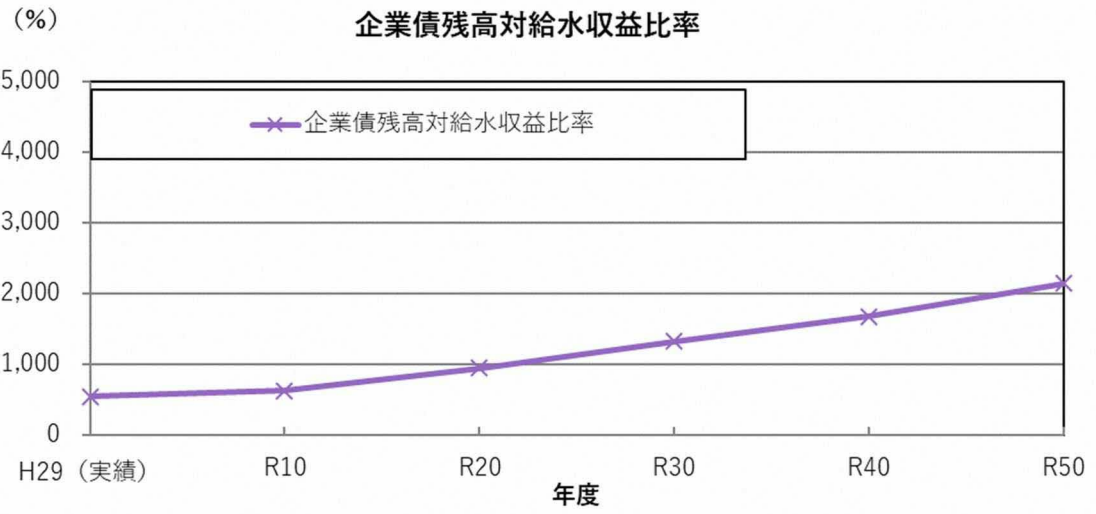


2) 上水道事業 (1~5万人)

上水道事業(1~5万人)

指標	H29 (実績)	R10	R20	R30	R40	R50
經常收支比率 (%)	109.1%	98.3%	82.6%	69.6%	59.6%	52.5%
料金回収率 (%)	98.1%	86.8%	70.3%	57.1%	46.7%	39.3%
累積欠損金比率 (%)	4.8%	44.6%	216.3%	639.4%	1468.5%	2808.0%
企業債残高対給水収益比率 (%)	539.3%	624.6%	941.1%	1316.0%	1673.7%	2136.8%
流動比率 (%)	278.2%	△ 35.0%	△ 223.5%	△ 587.0%	△ 1,199.8%	△ 1,916.7%

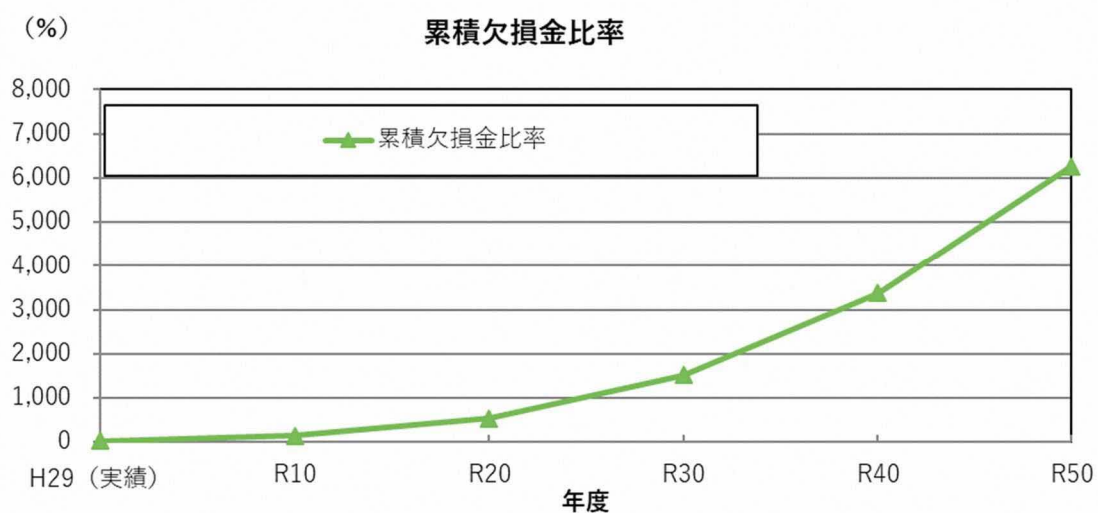
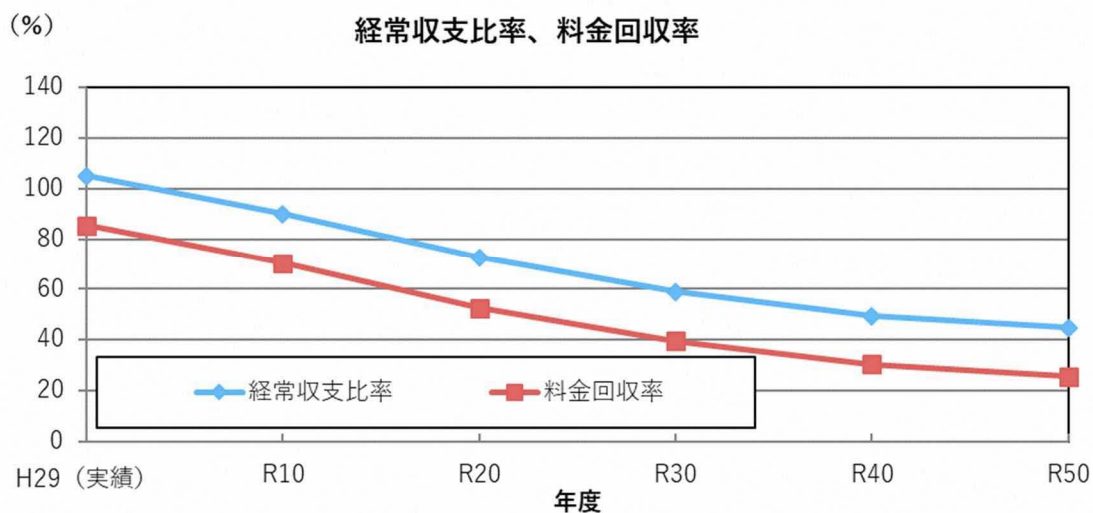




3) 上水道事業 (1万人未満)

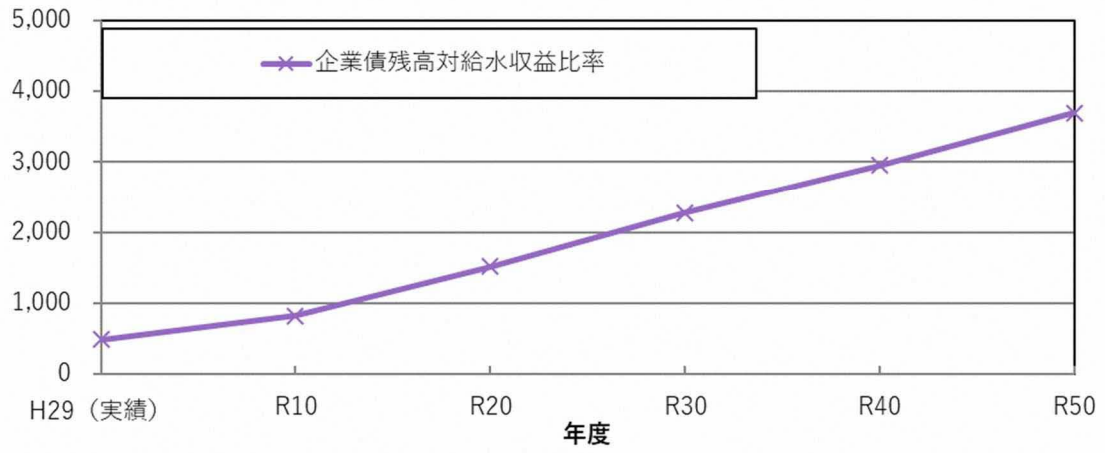
上水道事業(1万人未満)

指標	H29 (実績)	R10	R20	R30	R40	R50
經常收支比率 (%)	105.0%	90.1%	72.6%	58.9%	49.3%	44.7%
料金回収率 (%)	85.4%	70.3%	52.5%	39.6%	30.5%	25.5%
累積欠損金比率 (%)	31.9%	148.5%	540.4%	1520.5%	3373.6%	6261.9%
企業債残高対給水収益比率 (%)	488.8%	822.0%	1514.0%	2273.5%	2953.0%	3696.9%
流動比率 (%)	385.7%	△ 25.0%	△ 287.4%	△ 720.1%	△ 1,415.5%	△ 2,243.3%



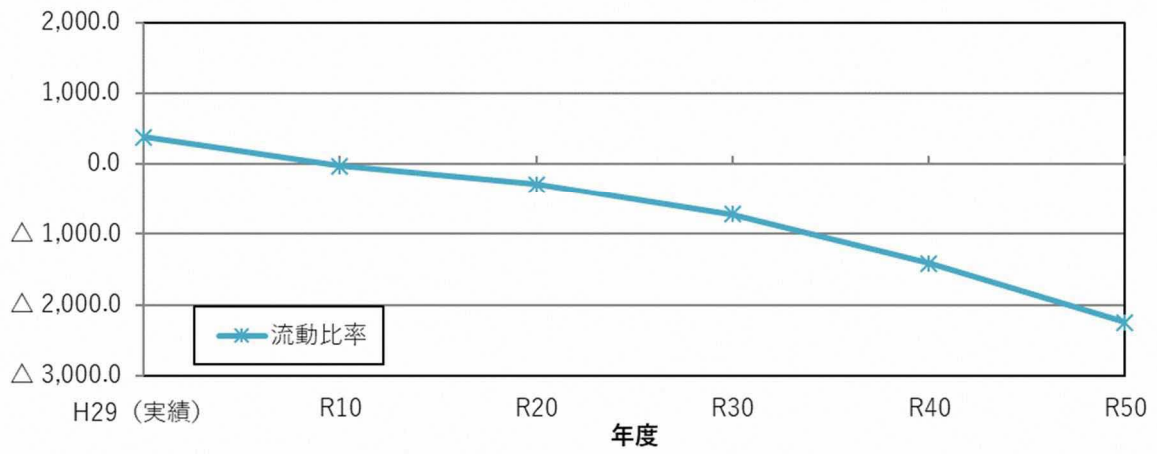
(%)

企業債残高対給水収益比率



(%)

流動比率



4) 簡易水道事業

簡易水道事業

指標	H29 (実績)	R10	R20	R30	R40	R50
經常收支比率 (%)	81.5%	63.3%	51.2%	37.9%	33.6%	29.8%
料金回収率 (%)	64.8%	48.4%	37.3%	26.0%	21.5%	17.6%
累積欠損金比率 (%)	5.1%	47.0%	176.3%	507.8%	1174.6%	2313.0%
企業債残高対給水収益比率 (%)	933.9%	1634.7%	2560.7%	3338.8%	4049.0%	4965.4%
流動比率 (%)	299.3%	587.8%	585.5%	256.3%	△ 125.4%	△ 582.1%

