

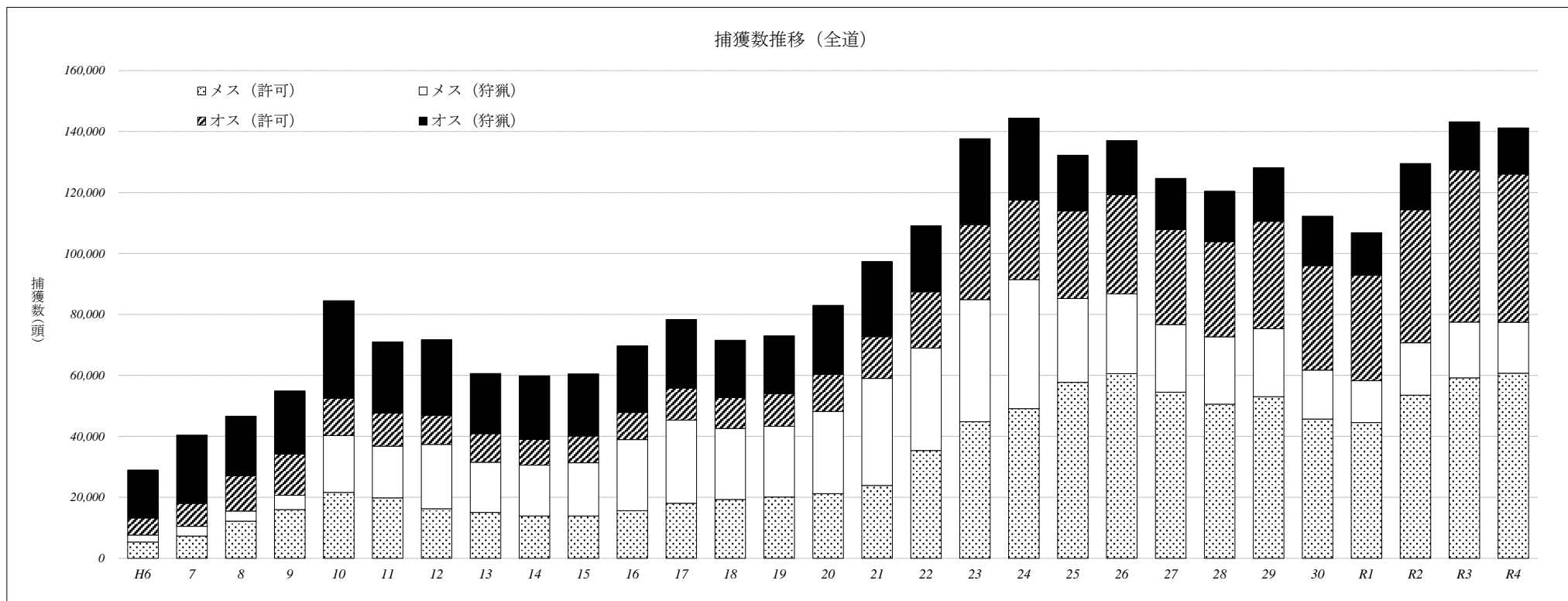
エゾシカ捕獲数の推移（R4速報値）

R5. 6. 30作成
(単位：頭)

北海道全体におけるエゾシカ捕獲数

年度	H6	7	8	9	10	11	12	13	14	15	16	17	18	19	20	21	22	23	24	25	26	27	28	29	30	R1	R2	R3	R4
オス(狩猟)	15,723	22,370	19,611	20,650	32,069	23,359	24,797	19,753	20,921	20,388	21,861	22,525	18,783	18,916	22,605	24,650	21,699	28,157	26,890	18,281	17,692	16,772	16,545	17,566	16,225	13,848	15,151	15,830	15,177
メス(狩猟)	2,272	3,196	3,312	4,695	18,687	16,959	21,115	16,499	16,681	17,439	23,279	27,294	23,321	23,197	26,976	35,124	33,581	40,090	42,381	27,514	26,204	22,212	22,090	22,308	16,076	13,725	17,180	18,288	16,704
メス比率	12.6%	12.5%	14.4%	18.5%	36.8%	42.1%	46.0%	45.5%	44.4%	46.1%	51.6%	54.8%	55.4%	55.1%	54.4%	58.8%	60.7%	58.7%	61.2%	60.1%	59.7%	57.0%	57.2%	55.9%	49.8%	49.8%	53.1%	53.6%	52.4%
計	17,995	25,566	22,923	25,345	50,756	40,318	45,912	36,252	37,602	37,827	45,140	49,819	42,104	42,113	49,581	59,774	55,280	68,247	69,271	45,795	43,896	38,984	38,635	39,874	32,301	27,573	32,331	34,118	31,881
オス(許可)	5,608	7,521	11,540	13,530	12,161	10,840	9,556	9,359	8,375	8,782	8,931	10,494	10,142	10,726	12,158	13,674	18,490	24,602	26,063	28,727	32,559	31,160	31,191	35,222	34,244	34,660	43,654	49,889	48,571
メス(許可)	5,359	7,306	12,172	16,011	21,612	19,851	16,253	15,034	13,907	13,887	15,639	18,044	19,303	20,117	21,233	23,908	35,350	44,783	49,080	57,717	60,566	54,482	50,587	53,008	45,687	44,541	53,517	59,186	60,730
メス比率	48.9%	49.3%	51.3%	54.2%	64.0%	64.7%	63.0%	61.6%	62.4%	61.3%	63.7%	63.2%	65.6%	65.2%	63.6%	63.6%	65.7%	64.5%	65.3%	66.8%	65.0%	63.6%	61.9%	60.1%	57.2%	56.2%	55.1%	54.3%	55.6%
計	10,967	14,827	23,712	29,541	33,773	30,691	25,809	24,393	22,282	22,669	24,570	28,538	29,445	30,843	33,391	37,582	53,840	69,385	75,143	86,444	93,125	85,642	81,778	88,230	79,931	79,201	97,171	109,075	109,301
オス(計)	21,331	29,891	31,151	34,180	44,230	34,199	34,353	29,112	29,296	29,170	30,792	33,019	28,925	29,642	34,763	38,324	40,189	52,759	52,953	47,008	50,251	47,932	47,736	52,788	50,469	48,508	58,805	65,719	63,748
メス(計)	7,631	10,502	15,484	20,706	40,299	36,810	37,368	31,533	30,588	31,326	38,918	45,338	42,624	43,314	48,209	59,032	68,931	84,873	91,461	85,231	86,770	76,694	72,677	75,316	61,763	58,266	70,697	77,474	77,434
メス比率	26.3%	26.0%	33.2%	37.7%	47.7%	51.8%	52.1%	52.0%	51.1%	51.8%	55.8%	57.9%	59.6%	59.4%	58.1%	60.6%	63.2%	61.7%	63.3%	64.5%	63.3%	61.5%	60.4%	58.8%	55.0%	54.6%	54.6%	54.1%	54.8%
合計	28,962	40,393	46,635	54,886	84,529	71,009	71,721	60,645	59,884	60,496	69,710	78,357	71,549	72,956	82,972	97,356	109,120	137,632	144,414	132,239	137,021	124,626	120,413	128,104	112,232	106,774	129,502	143,193	141,182

※雌雄不明のものはオスメス比率により按分



東部地域（オホーツク、十勝、釧路、根室管内）における捕獲数

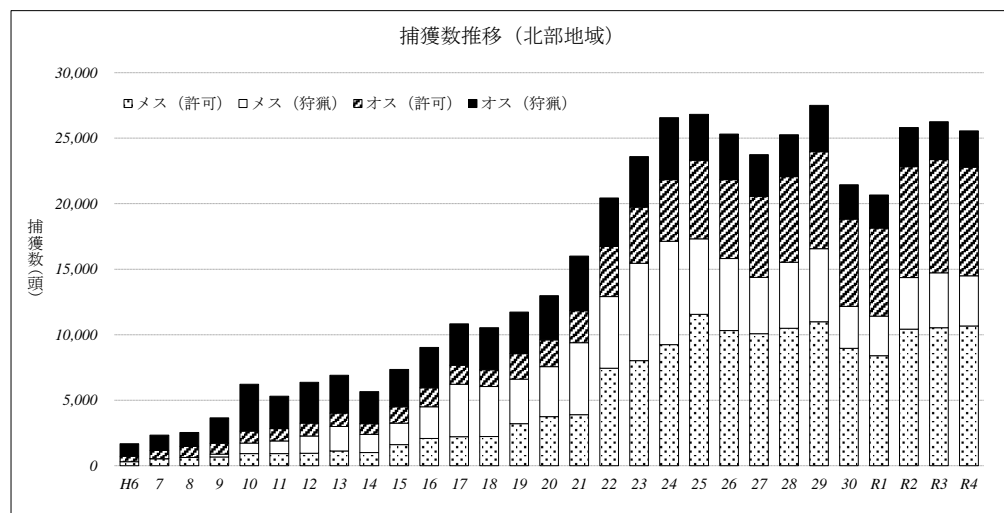
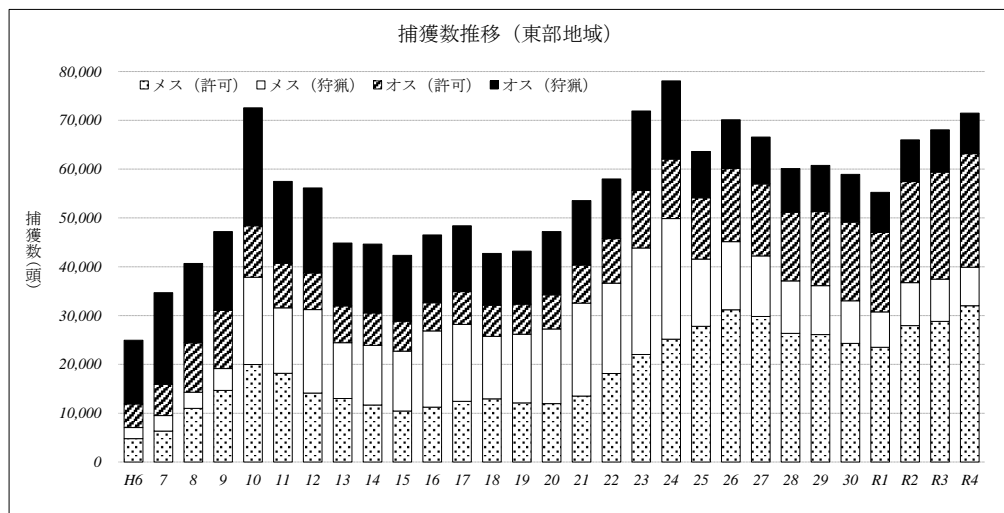
年度	H6	7	8	9	10	11	12	13	14	15	16	17	18	19	20	21	22	23	24	25	26	27	28	29	30	R1	R2	R3	R4
オス（狩猟）	13,059	18,759	16,285	16,113	24,165	16,768	17,451	12,866	14,090	13,468	13,880	13,492	10,608	10,872	12,942	13,213	12,228	16,277	16,008	9,505	9,946	9,591	8,976	9,425	9,776	8,209	8,524	8,651	8,294
メス（狩猟）	2,272	3,192	3,312	4,479	17,877	13,410	17,068	11,445	12,218	12,262	15,631	15,757	12,799	14,088	15,285	19,054	18,469	21,846	24,705	13,761	13,962	12,436	10,739	10,036	8,756	7,266	8,816	8,645	7,896
メス比率	14.8%	14.5%	16.9%	21.8%	42.5%	44.4%	49.4%	47.1%	46.4%	47.7%	53.0%	53.9%	54.7%	56.4%	54.2%	59.1%	60.2%	57.3%	60.7%	59.1%	4.0%	56.5%	54.5%	51.6%	47.2%	47.0%	50.8%	50.0%	48.8%
計	15,331	21,951	19,597	20,592	42,042	30,178	34,519	24,311	26,308	25,730	29,511	29,249	23,407	24,960	28,227	32,267	30,697	38,123	40,713	23,266	23,908	22,027	19,715	19,461	18,532	15,475	17,340	17,296	16,190
オス（許可）	4,819	6,400	10,089	11,946	10,525	9,150	7,499	7,543	6,642	6,140	5,779	6,730	6,380	6,152	6,986	7,762	9,138	11,766	12,200	12,542	14,991	14,724	14,052	15,193	16,105	16,286	20,714	21,929	23,282
メス（許可）	4,793	6,337	11,005	14,672	19,973	18,164	14,496	12,996	11,675	10,452	11,237	12,428	12,955	12,103	11,972	13,521	18,150	22,017	25,163	27,808	31,198	29,805	26,361	26,092	24,287	23,490	27,932	28,808	32,004
メス比率	49.9%	49.8%	52.2%	55.1%	65.5%	66.5%	65.4%	63.3%	63.7%	63.0%	66.0%	64.9%	67.0%	66.3%	63.2%	63.5%	66.5%	65.2%	67.3%	68.9%	67.5%	66.9%	65.2%	63.2%	60.1%	59.1%	57.4%	56.8%	57.9%
計	9,612	12,737	21,094	26,618	30,498	27,314	21,645	20,539	18,317	16,592	17,016	19,158	19,335	18,255	18,958	21,283	27,288	33,783	37,363	40,350	46,189	44,529	40,413	41,285	40,392	39,776	48,646	50,737	55,286
オス（計）	17,878	25,159	26,374	28,059	34,690	25,918	24,950	20,409	20,732	19,608	19,659	20,222	16,988	17,024	19,928	20,975	21,366	28,043	28,208	22,047	24,937	24,315	23,028	24,618	25,881	24,495	29,238	30,580	31,576
メス（計）	7,065	9,529	14,317	19,151	37,850	31,574	31,214	24,441	23,893	22,714	26,868	28,185	25,754	26,191	27,257	32,575	36,619	43,863	49,868	41,569	45,160	42,241	37,100	36,128	33,043	30,756	36,748	37,453	39,900
メス比率	28.3%	27.5%	35.2%	40.6%	52.2%	54.9%	55.6%	54.5%	53.5%	53.7%	57.7%	58.2%	60.3%	60.6%	57.8%	60.8%	63.2%	61.0%	63.9%	65.3%	64.4%	63.5%	61.7%	59.5%	56.1%	55.7%	55.7%	55.1%	55.8%
計	24,943	34,688	40,691	47,210	72,540	57,492	56,164	44,850	44,625	42,322	46,527	48,407	42,742	43,215	47,185	53,550	57,985	71,906	78,076	63,616	70,097	66,556	60,128	60,746	58,924	55,251	65,986	68,033	71,476

※雌雄不明のものはオスメス比率により按分

北部地域（空知、上川、留萌、宗谷管内）における捕獲数

年度	H6	7	8	9	10	11	12	13	14	15	16	17	18	19	20	21	22	23	24	25	26	27	28	29	30	R1	R2	R3	R4
オス（狩猟）	953	1,171	1,070	1,933	3,569	2,481	3,118	2,889	2,450	2,845	3,076	3,158	3,201	3,175	3,374	4,179	3,698	3,856	4,731	3,505	3,472	3,177	3,202	3,543	2,621	2,532	2,973	2,899	2,779
メス（狩猟）	0	3	0	216	810	969	1,308	1,864	1,374	1,643	2,412	4,007	3,823	3,394	3,807	5,502	5,470	7,426	7,889	5,774	5,493	4,292	5,047	5,578	3,205	3,022	3,937	4,189	3,826
メス比率	0.0%	0.2%	0.0%	10.1%	18.5%	28.1%	29.6%	39.2%	35.9%	36.6%	44.0%	55.9%	54.4%	51.7%	53.0%	56.8%	59.7%	65.8%	62.5%	62.2%	61.3%	57.5%	61.2%	61.2%	55.0%	54.4%	57.0%	59.1%	57.9%
計	953	1,174	1,070	2,149	4,379	3,450	4,426	4,753	3,824	4,488	5,488	7,165	7,024	6,569	7,181	9,681	9,168	11,282	12,620	9,279	8,965	7,469	8,249	9,121	5,826	5,554	6,910	7,088	6,605
オス（許可）	425	625	838	837	915	943	984	1,024	826	1,243	1,460	1,453	1,279	1,943	2,053	2,424	3,830	4,290	4,704	5,995	6,032	6,187	6,527	7,395	6,665	6,713	8,476	8,640	8,286
メス（許可）	300	537	632	667	925	917	955	1,126	1,008	1,610	2,080	2,216	2,224	3,214	3,750	3,891	7,439	8,020	9,245	11,547	10,314	10,080	10,487	10,994	8,954	8,397	10,421	10,530	10,670
メス比率	41.4%	46.2%	43.0%	44.3%	50.3%	49.3%	49.3%	52.4%	55.0%	56.4%	58.8%	60.4%	63.5%	62.3%	64.6%	61.6%	66.0%	65.2%	66.3%	65.8%	63.1%	62.0%	61.6%	59.8%	57.3%	55.6%	55.1%	54.9%	56.3%
計	725	1,162	1,470	1,504	1,840	1,860	1,939	2,150	1,834	2,853	3,540	3,669	3,503	5,157	5,803	6,315	11,269	12,310	13,949	17,542	16,346	16,267	17,014	18,389	15,619	15,110	18,897	19,170	18,956
オス（計）	1,378	1,796	1,908	2,770	4,484	3,424	4,102	3,913	3,276	4,088	4,536	4,611	4,480	5,118	5,427	6,603	7,528	8,146	9,435	9,500	9,504	9,364	9,729	10,938	9,286	9,245	11,449	11,539	11,065
メス（計）	300	540	632	883	1,735	1,886	2,263	2,990	2,382	3,253	4,492	6,223	6,047	6,608	7,557	9,393	12,909	15,446	17,134	17,321	15,807	14,372	15,534	16,572	12,159	11,419	14,358	14,719	14,496
メス比率	17.9%	23.1%	24.9%	24.2%	27.9%	35.5%	35.6%	42.1%	44.3%	49.8%	57.4%	57.4%	56.4%	58.2%	58.7%	63.2%	65.5%	64.5%	64.6%	62.5%	60.5%	61.5%	60.2%	56.7%	55.3%	55.6%	56.1%	56.7%	
計	1,678	2,336	2,540	3,653	6,219	5,310	6,365	6,903	5,658	7,341	9,028	10,834	10,527	11,726	12,984	15,996	20,437	23,592	26,569	26,821	25,311	23,736	25,263	27,510	21,445	20,664	25,807	26,258	25,561

※雌雄不明のものはオスメス比率により按分



中部地域（石狩、胆振、日高管内）における捕獲数

年度	H6	7	8	9	10	11	12	13	14	15	16	17	18	19	20	21	22	23	24	25	26	27	28	29	30	R1	R2	R3	R4
オス（狩猟）	1,711	2,440	2,256	2,604	4,335	4,110	4,228	3,998	4,381	4,075	4,905	5,633	4,762	4,631	5,977	6,863	5,372	7,613	5,600	4,729	3,724	3,440	3,826	3,892	3,193	2,547	3,025	3,518	3,373
メス（狩猟）	0	1	0	0	0	0	2,580	2,739	3,190	3,089	3,534	5,236	7,270	6,544	5,462	7,603	10,203	10,344	9,179	7,397	6,244	4,901	5,658	5,870	3,422	2,819	3,610	4,283	3,912
メス比率	0.0%	0.0%	0.0%	0.0%	0.0%	38.6%	39.3%	44.4%	41.4%	46.4%	51.6%	56.3%	57.9%	54.1%	56.0%	59.8%	63.2%	57.6%	62.1%	61.0%	62.6%	58.8%	59.7%	60.1%	51.7%	52.5%	54.4%	54.9%	53.7%
計	1,711	2,441	2,256	2,604	4,335	6,690	6,967	7,188	7,470	7,609	10,141	12,903	11,306	10,093	13,580	17,066	14,605	17,957	14,779	12,126	9,968	8,341	9,484	9,762	6,615	5,366	6,635	7,801	7,285
オス（許可）	359	495	611	739	711	741	1,071	782	891	1,376	1,656	2,287	2,461	2,612	3,077	3,447	5,356	8,300	8,904	9,851	11,093	9,636	9,921	11,731	10,528	10,513	12,569	17,149	14,692
メス（許可）	266	429	534	672	709	763	1,149	909	1,222	1,805	2,308	3,377	4,116	4,786	5,468	6,448	9,605	14,456	14,281	17,849	18,544	13,998	13,018	14,830	11,386	11,375	13,264	17,430	15,370
メス比率	42.6%	46.4%	46.6%	47.6%	49.9%	50.7%	51.8%	53.8%	57.8%	56.7%	58.2%	59.6%	62.6%	64.7%	64.0%	65.2%	64.2%	63.5%	61.6%	64.4%	62.6%	59.2%	56.8%	55.8%	52.0%	52.0%	51.3%	50.4%	51.1%
計	625	924	1,145	1,411	1,420	1,504	2,220	1,691	2,113	3,181	3,964	5,664	6,577	7,398	8,545	9,895	14,961	22,756	23,185	27,700	29,637	23,634	22,939	26,561	21,914	21,888	25,833	34,579	30,062
オス（計）	2,070	2,935	2,867	3,343	5,046	4,851	5,299	4,780	5,272	5,451	6,561	7,920	7,223	7,243	9,054	10,310	10,728	15,913	14,504	14,580	14,817	13,076	13,747	15,623	13,721	13,060	15,594	20,667	18,065
メス（計）	266	430	534	672	709	3,343	3,888	4,099	4,311	5,339	7,544	10,647	10,660	10,248	13,071	16,651	18,838	24,800	23,460	25,246	24,788	18,899	18,676	20,700	14,808	14,194	16,874	21,713	19,282
メス比率	11.4%	12.8%	15.7%	16.7%	12.3%	40.8%	42.3%	46.2%	45.0%	49.5%	53.5%	57.3%	59.6%	58.6%	59.1%	61.8%	63.7%	60.9%	61.8%	63.4%	62.6%	59.1%	57.6%	57.0%	51.9%	52.1%	52.0%	51.2%	51.6%
計	2,336	3,365	3,401	4,015	5,755	8,194	9,187	8,879	9,583	10,790	14,105	18,567	17,883	17,491	22,125	26,961	29,566	40,713	37,964	39,826	39,605	31,975	32,423	36,323	28,529	27,254	32,468	42,380	37,347

※雌雄不明のものはオスメス比率により按分

南部地域（渡島、檜山、後志管内）における捕獲数

年度	H6	7	8	9	10	11	12	13	14	15	16	17	18	19	20	21	22	23	24	25	26	27	28	29	30	R1	R2	R3	R4
オス（狩猟）	0	0	0	0	0	0	0	0	0	0	0	242	212	238	312	395	401	411	551	542	550	564	541	706	635	560	629	762	731
メス（狩猟）	0	0	0	0	0	0	0	0	0	0	0	260	155	253	281	365	409	474	608	582	505	583	646	824	693	618	817	1,171	1,070
メス比率	-	-	-	-	-	-	-	-	-	-	-	1	0	1	0	1	1	1	1	1	0	1	1	1	1	1	1	1	1
計	0	0	0	0	0	0	0	0	0	0	0	502	367	491	593	760	810	885	1,159	1,124	1,055	1,147	1,187	1,530	1,328	1,178	1,446	1,933	1,801
オス（許可）	5	1	2	8	10	6	2	10	16	23	36	24	22	19	42	41	166	246	255	339	443	613	691	903	946	1,148	1,895	2,171	2,311
メス（許可）	0	3	1	0	5	7	3	3	2	20	14	23	8	14	43	48	156	290	391	513	510	599	721	1,092	1,060	1,279	1,900	2,418	2,686
メス比率	0.0%	75.0%	33.3%	0.0%	33.3%	53.8%	60.0%	23.1%	11.1%	46.5%	28.0%	48.9%	26.7%	42.4%	50.6%	53.9%	48.4%	54.1%	60.5%	60.2%	53.5%	49.4%	51.1%	54.7%	52.8%	52.7%	50.1%	52.7%	53.8%
計	5	4	3	8	15	13	5	13	18	43	50	47	30	33	85	89	322	536	646	852	953	1,212	1,412	1,995	2,006	2,427	3,795	4,589	4,997
オス（計）	5	1	2	8	10	6	2	10	16	23	36	266	234	257	354	436	567	657	806	881	993	1,177	1,232	1,609	1,581	1,708	2,524	2,933	3,042
メス（計）	0	3	1	0	5	7	3	3	2	20	14	283	163	267	324	413	565	764	999	1,095	1,015	1,182	1,367	1,916	1,753	1,897	2,717	3,589	3,756
メス比率	0.0%	75.0%	33.3%	0.0%	33.3%	53.8%	60.0%	23.1%	11.1%	46.5%	28.0%	51.5%	41.1%	51.0%	47.8%	48.6%	49.9%	53.8%	55.3%	55.4%	50.5%	50.1%	52.6%	54.4%	52.6%	51.8%	51.8%	55.0%	55.3%
計	5	4	3	8	15	13	5	13	18	43	50	549	397	524	678	849	1,132	1,421	1,805	1,976	2,008	2,359	2,599	3,525	3,334	3,605	5,241	6,522	6,798

※雌雄不明のものはオスメス比率により按分

